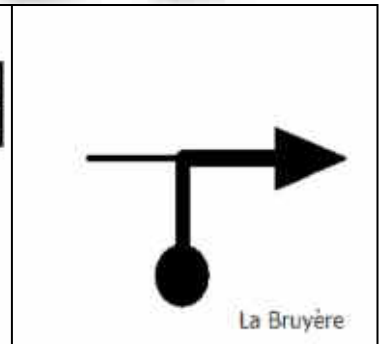
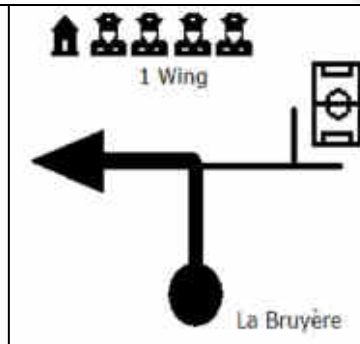
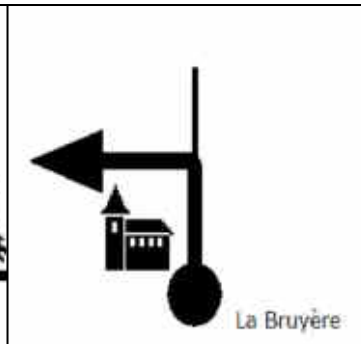

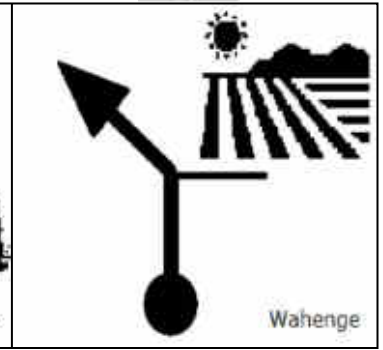
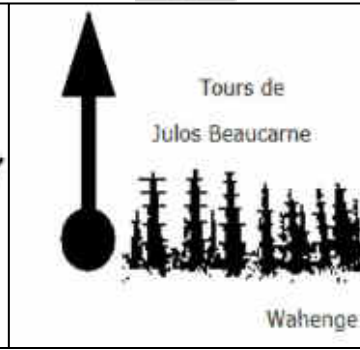
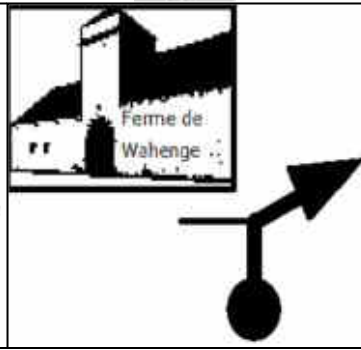
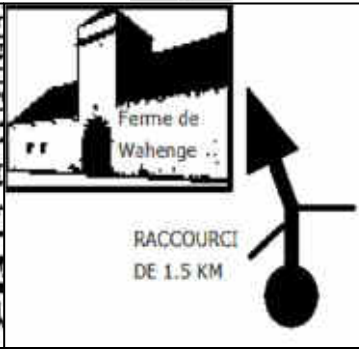

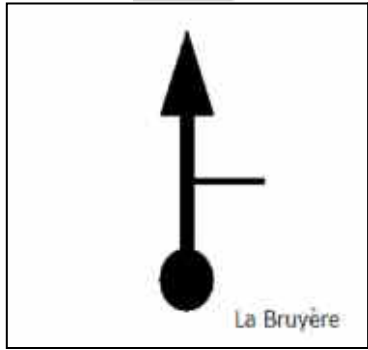


RANDO-MOTO.be VTT
 PRESENTE ...
 Beauvechain & le
 Bois de Meerdaal
 35.5 KM
 CLICK →OK

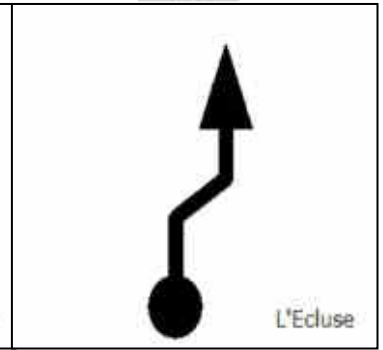
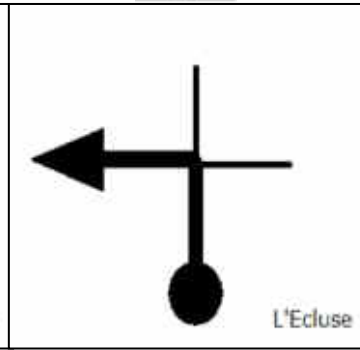
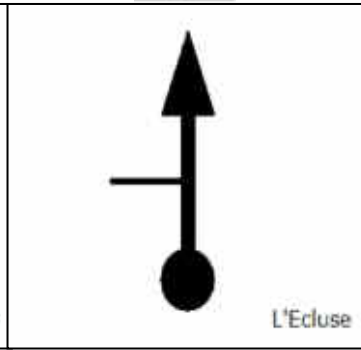
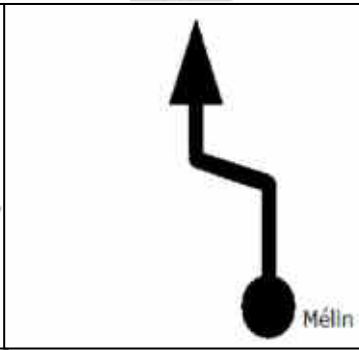
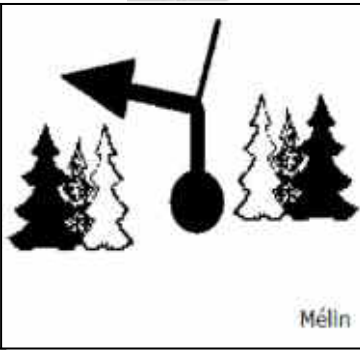
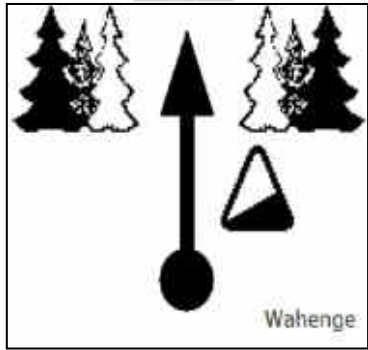
Rando-Moto.be se rétracte de tout incident qui pourrait se dérouler durant cette rando.
 PRESS →OK = ACCORD
 Soyez prudents, portez bien votre casque, respectez la nature & le code de la route
 AUX AUTOS



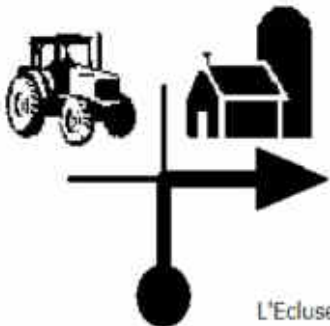
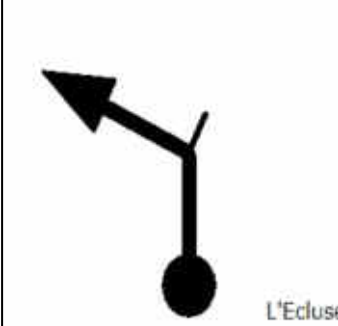
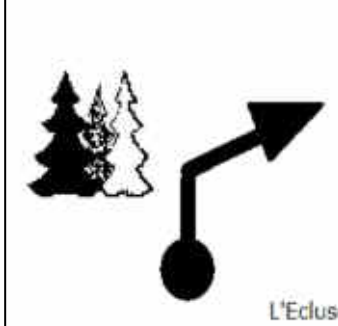
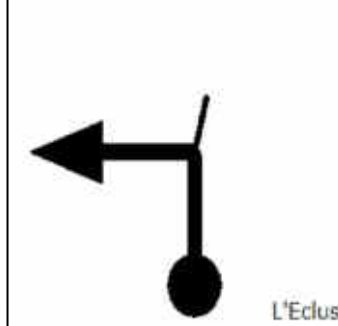
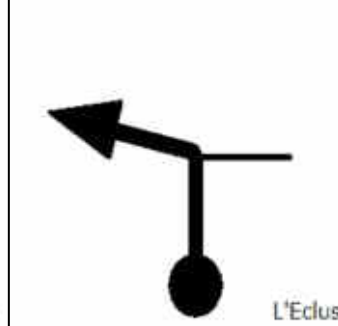
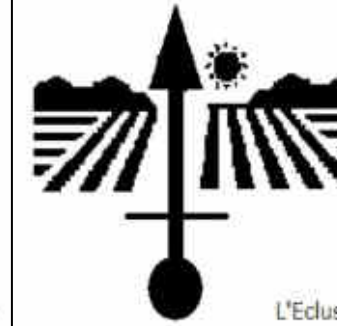
+ 0.0	WP	TOT	+ 0.0	WP	TOT	+ 0.1	WP	TOT	+ 0.1	WP	TOT	+ 0.6	WP	TOT
				1	0.0		2	0.1		3	0.2		4	0.8

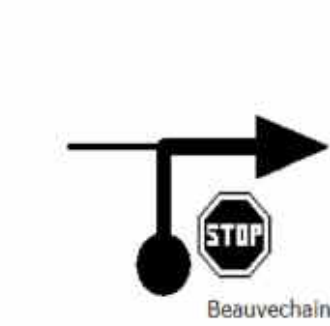

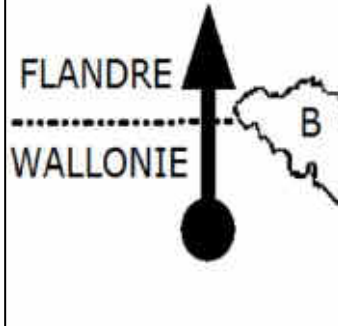
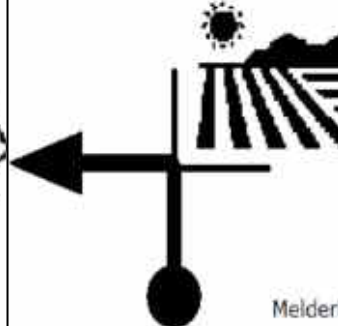
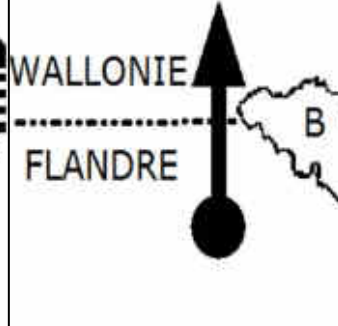




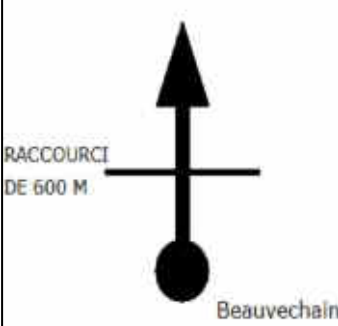

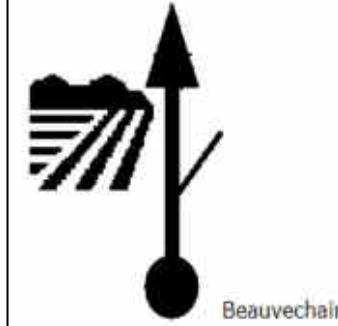
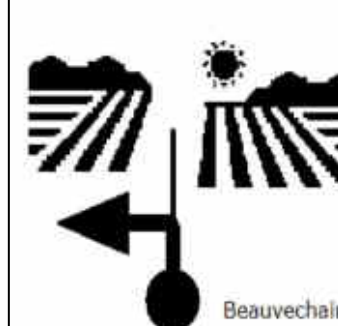
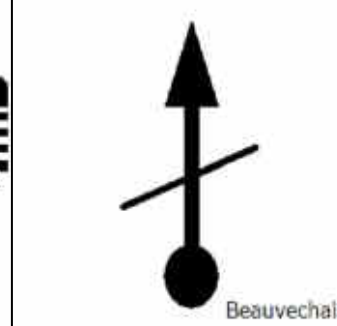
+ 0.4	WP	TOT	+ 0.3	WP	TOT	+ 0.5	WP	TOT	+ 0.1	WP	TOT	+ 0.0	WP	TOT	+ 0.2	WP	TOT
	5	1.2		6	1.5		7	2.0		8	2.1		9	2.1		10	2.3



+ 0.0	WP	TOT	+ 0.4	WP	TOT	+ 0.4	WP	TOT	+ 0.4	WP	TOT	+ 0.2	WP	TOT	+ 0.1	WP	TOT
	11	2.3		12	2.7		13	3.1		14	3.5		15	3.7		16	3.8

 L'Ecluse	 L'Ecluse	 L'Ecluse	 L'Ecluse	 L'Ecluse	 L'Ecluse
+ 0.6 WP 17 TOT 4.4	+ 0.2 WP 18 TOT 4.6	+ 0.1 WP 19 TOT 4.7	+ 0.9 WP 20 TOT 5.6	+ 0.1 WP 21 TOT 5.7	+ 0.7 WP 22 TOT 6.4

 Beauvechain	 Beauvechain	 FLANDRE WALLONIE B	 Meldert	 WALLONIE FLANDRE B	
+ 0.4 WP 23 TOT 6.8	+ 0.2 WP 24 TOT 7.0	+ 0.2 WP 25 TOT 7.2	+ 0.3 WP 26 TOT 7.5	+ 0.4 WP 27 TOT 7.9	+ 0.4 WP 28 TOT 8.3

 Beauvechain	 RACCOURCI DE 600 M Beauvechain	 Beauvechain	 Beauvechain	 Beauvechain	 Beauvechain
+ 0.8 WP 29 TOT 9.1	+ 0.1 WP 30 TOT 9.2	+ 0.3 WP 31 TOT 9.5	+ 0.4 WP 32 TOT 9.9	+ 0.4 WP 33 TOT 10.3	+ 0.6 WP 34 TOT 10.9

<p>Beauvechain</p>	<p>Beauvechain</p>	<p>Beauvechain</p>	<p>La Misère</p>	<p>Beauvechain</p>	<p>Tourinnes-la-Grosse</p>
+ 0.1 WP 35 TOT 11.0	+ 0.2 WP 36 TOT 11.2	+ 0.4 WP 37 TOT 11.6	+ 0.4 WP 38 TOT 12.0	+ 0.8 WP 39 TOT 12.8	+ 0.4 WP 40 TOT 13.2
<p>Tourinnes-la-Grosse</p>	<p>Notre Dame du Rond-Chêne Tourinnes-la-Grosse</p>	<p>Tourinnes-la-Grosse</p>	<p>Tourinnes-la-Grosse</p>	<p>Tourinnes-la-Grosse</p>	<p>Tourinnes-la-Grosse</p>
+ 0.3 WP 41 TOT 13.5	+ 1.0 WP 42 TOT 14.5	+ 0.3 WP 43 TOT 14.8	+ 0.3 WP 44 TOT 15.1	+ 0.2 WP 45 TOT 15.3	+ 0.5 WP 46 TOT 15.8
<p>Tourinnes-la-Grosse</p>	<p>FLANDRE WALLONIE B</p>	<p>Mollendaal</p>	<p>Mollendaal</p>	<p>Mollendaalbos</p>	<p>Mollendaalbos</p>
+ 0.2 WP 47 TOT 16.0	+ 0.1 WP 48 TOT 16.1	+ 0.0 WP 49 TOT 16.1	+ 0.4 WP 50 TOT 16.5	+ 0.3 WP 51 TOT 16.8	+ 0.3 WP 52 TOT 17.1

Bierbeek	Bierbeek	Bierbeek	Bierbeek	Bierbeek	Hamme-Mille

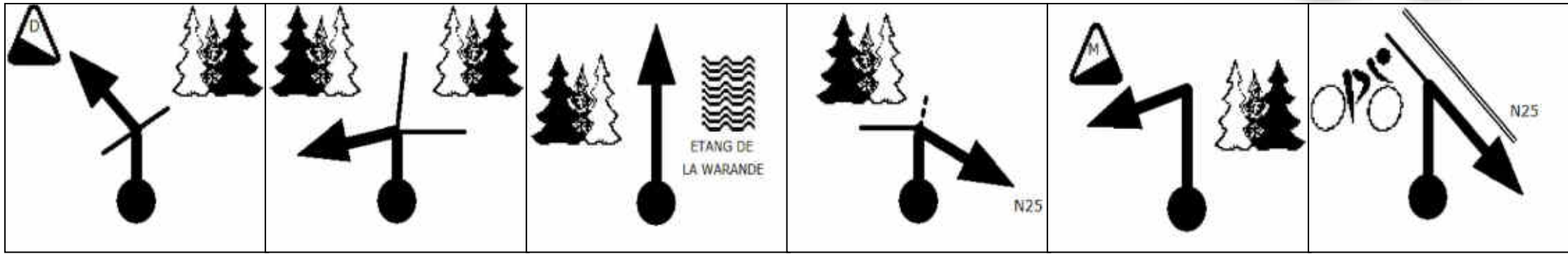
+ 0.6	WP 53	TOT 17.7	+ 0.4	WP 54	TOT 18.1	+ 0.7	WP 55	TOT 18.8	+ 0.6	WP 56	TOT 19.4	+ 0.1	WP 57	TOT 19.5	+ 0.3	WP 58	TOT 19.8
-------	-------	----------	-------	-------	----------	-------	-------	----------	-------	-------	----------	-------	-------	----------	-------	-------	----------

Bierbeek	Bierbeek	Bierbeek	Bierbeek	Bierbeek	Bierbeek	Bierbeek

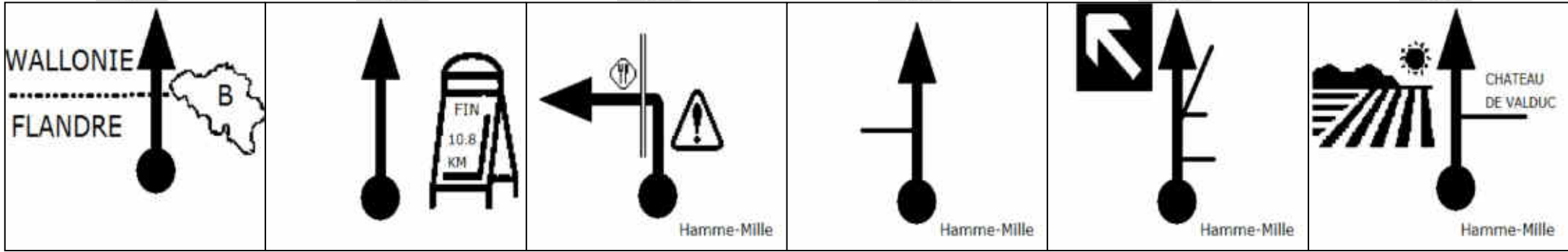
+ 0.1	WP 59	TOT 19.9	+ 0.1	WP 60	TOT 20.0	+ 0.1	WP 61	TOT 20.1	+ 0.1	WP 62	TOT 20.2	+ 0.2	WP 63	TOT 20.4	+ 0.6	WP 64	TOT 21.0
-------	-------	----------	-------	-------	----------	-------	-------	----------	-------	-------	----------	-------	-------	----------	-------	-------	----------

Haasrode	Haasrode	Bierbeek	Bierbeek	Bierbeek	Bierbeek

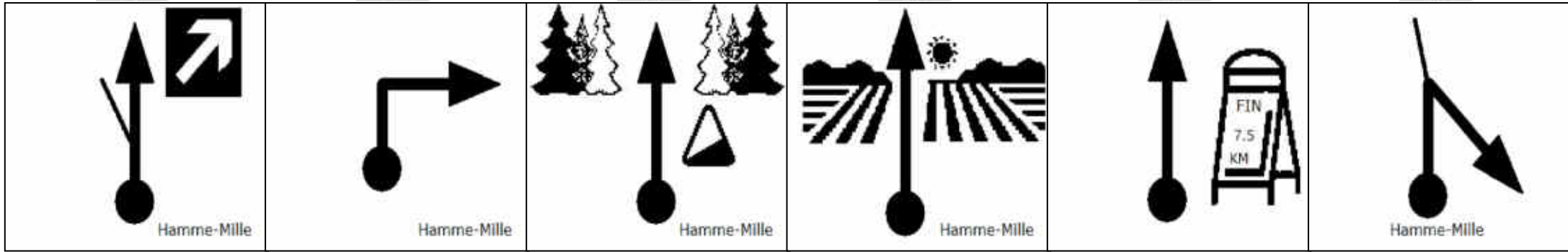
+ 0.4	WP 65	TOT 21.4	+ 0.1	WP 66	TOT 21.5	+ 0.2	WP 67	TOT 21.7	+ 0.1	WP 68	TOT 21.8	+ 0.1	WP 69	TOT 21.9	+ 0.6	WP 70	TOT 22.5
-------	-------	----------	-------	-------	----------	-------	-------	----------	-------	-------	----------	-------	-------	----------	-------	-------	----------



+ 0.5	WP 71	TOT 23.0	+ 0.5	WP 72	TOT 23.5	+ 0.1	WP 73	TOT 23.6	+ 0.7	WP 74	TOT 24.3	+ 0.0	WP 75	TOT 24.3	+ 0.1	WP 76	TOT 24.4
-------	-------	----------	-------	-------	----------	-------	-------	----------	-------	-------	----------	-------	-------	----------	-------	-------	----------



+ 0.1	WP 77	TOT 24.5	+ 0.2	WP 78	TOT 24.7	+ 0.6	WP 79	TOT 25.3	+ 0.0	WP 80	TOT 25.3	+ 0.3	WP 81	TOT 25.6	+ 0.3	WP 82	TOT 25.9
-------	-------	----------	-------	-------	----------	-------	-------	----------	-------	-------	----------	-------	-------	----------	-------	-------	----------



+ 0.1	WP 83	TOT 26.0	+ 0.1	WP 84	TOT 26.1	+ 0.2	WP 85	TOT 26.3	+ 0.4	WP 86	TOT 26.7	+ 0.2	WP 87	TOT 26.9	+ 0.3	WP 88	TOT 27.2
-------	-------	----------	-------	-------	----------	-------	-------	----------	-------	-------	----------	-------	-------	----------	-------	-------	----------

 Hamme-Mille	 Hamme-Mille	<p>RACCOURCI DE 1.1 KM</p> Hamme-Mille	 La Nethen Hamme-Mille	 Hamme-Mille	 Hamme-Mille												
+ 0.4	WP 89	TOT 27.6	+ 0.2	WP 90	TOT 27.8	+ 0.3	WP 91	TOT 28.1	+ 0.2	WP 92	TOT 28.3	+ 0.1	WP 93	TOT 28.4	+ 0.1	WP 94	TOT 28.5
 Hamme-Mille	 Hamme-Mille	 Hamme-Mille	 Hamme-Mille	 Hamme-Mille	 Nodebais	 Nodebais											
+ 0.1	WP 95	TOT 28.6	+ 0.3	WP 96	TOT 28.9	+ 0.3	WP 97	TOT 29.2	+ 0.3	WP 98	TOT 29.5	+ 0.4	WP 99	TOT 29.9	+ 0.2	WP 100	TOT 30.1
 Nodebais	 Tourinnes-la-Grosse	 AQUIFLOR Tourinnes-la-Grosse	<p>Relais St-Martin</p> Tourinnes-la-Grosse	 DOG-CITY Tourinnes-la-Grosse	 Tourinnes-la-Grosse												
+ 0.2	WP 101	TOT 30.3	+ 0.1	WP 102	TOT 30.4	+ 0.1	WP 103	TOT 30.5	+ 0.2	WP 104	TOT 30.7	+ 0.1	WP 105	TOT 30.8	+ 0.4	WP 106	TOT 31.2

<p>Tourinnes-la-Grosse</p>	<p>Tourinnes-la-Grosse</p>	<p>Tourinnes-la-Grosse</p>	<p>Tourinnes-la-Grosse</p>	<p>Tourinnes-la-Grosse</p>	<p>COMMUNE ACTUELLE Beauvechain</p>
----------------------------	----------------------------	----------------------------	----------------------------	----------------------------	---

<p>+ 0.4 WP 107 TOT 31.6</p>	<p>+ 0.1 WP 108 TOT 31.7</p>	<p>+ 0.1 WP 109 TOT 31.8</p>	<p>+ 0.2 WP 110 TOT 32.0</p>	<p>+ 0.3 WP 111 TOT 32.3</p>	<p>+ 0.7 WP 112 TOT 33.0</p>
------------------------------	------------------------------	------------------------------	------------------------------	------------------------------	------------------------------

<p>Beauvechain</p>	<p>Beauvechain</p>	<p>STATION D'EPURATION</p>	<p>COMMUNE ACTUELLE La Bruyère</p>	<p>La Bruyère</p>	<p>La Bruyère https://rando-moto.be</p>
--------------------	--------------------	----------------------------	--	-------------------	---

<p>+ 0.5 WP 113 TOT 33.5</p>	<p>+ 0.4 WP 114 TOT 33.9</p>	<p>+ 0.5 WP 115 TOT 34.4</p>	<p>+ 0.2 WP 116 TOT 34.6</p>	<p>+ 0.4 WP 117 TOT 35.0</p>	<p>+ 0.5 WP 118 TOT 35.5</p>
------------------------------	------------------------------	------------------------------	------------------------------	------------------------------	------------------------------

Empty cell	Empty cell	Empty cell	Empty cell	Empty cell	Empty cell
------------	------------	------------	------------	------------	------------

<p>+ WP TOT</p>	<p>+ WP TOT</p>	<p>+ WP TOT</p>	<p>+ WP TOT</p>	<p>+ WP TOT</p>	<p>+ WP TOT</p>
-----------------	-----------------	-----------------	-----------------	-----------------	-----------------